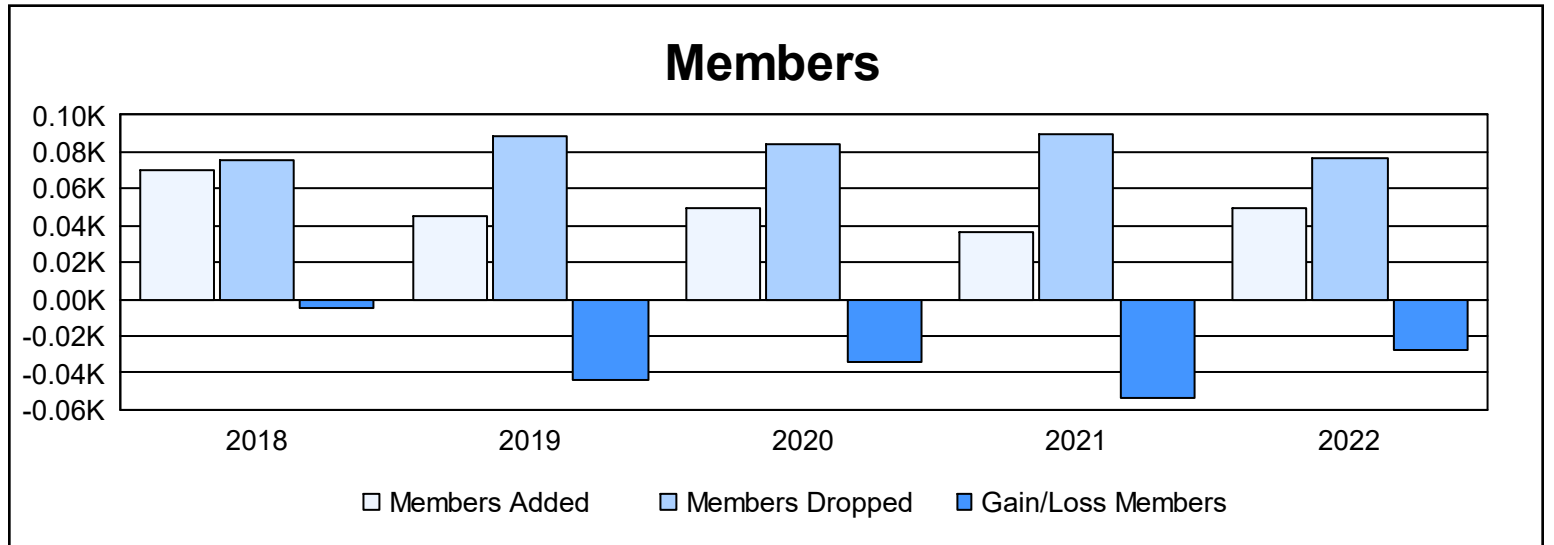
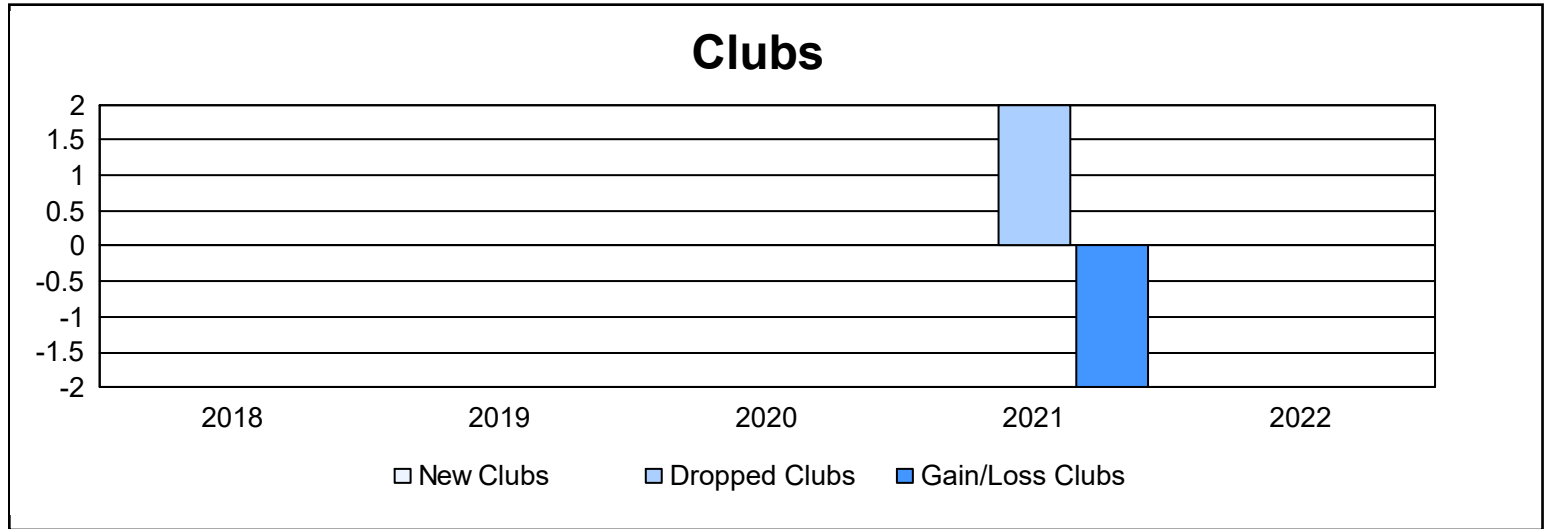
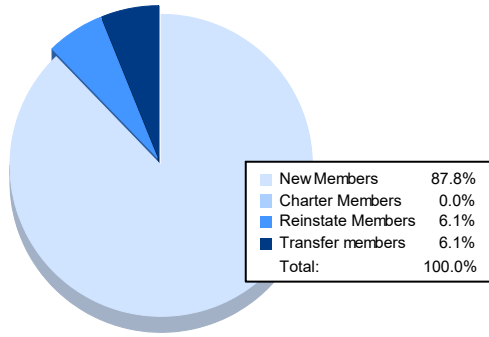


Year	New Clubs	Dropped Clubs	Gain/ Loss Clubs	New Members	Charter Members	Reinstate Members	Transfer Members	Total Member Added	Total Members Dropped	Gain/ Loss Members
2017-2018	0	0	0	63	0	6	1	70	75	-5
2018-2019	0	0	0	35	3	4	3	45	89	-44
2019-2020	0	0	0	41	0	7	2	50	84	-34
2020-2021	0	2	-2	32	1	1	2	36	90	-54
2021-2022	0	0	0	43	0	3	3	49	77	-28
<b>Average</b>	<b>0</b>	<b>0</b>	<b>0</b>	<b>43</b>	<b>1</b>	<b>4</b>	<b>2</b>	<b>50</b>	<b>83</b>	<b>-33</b>



### Membership Composition June 2022 Cumulative



### Gender Composition June 2022 Cumulative

